

# News about TRACE-CHECK 6.5.1



2 News about TRACE-CHECK 6.5.1



New Trace Analysis features

## 3 News about TRACE-CHECK 6.5.1

### Highlights

- Enhanced **signal plotting**
  - Conditional plotting
  - Multi-Axis plotting
- **Mass data** trace analysis



## 4 News about TRACE-CHECK 6.5.1

# Enhanced Signal Plotting

- Conditional plotting
  - Filter plots based on analysis results
  - Save execution time
  - Get only relevant plots

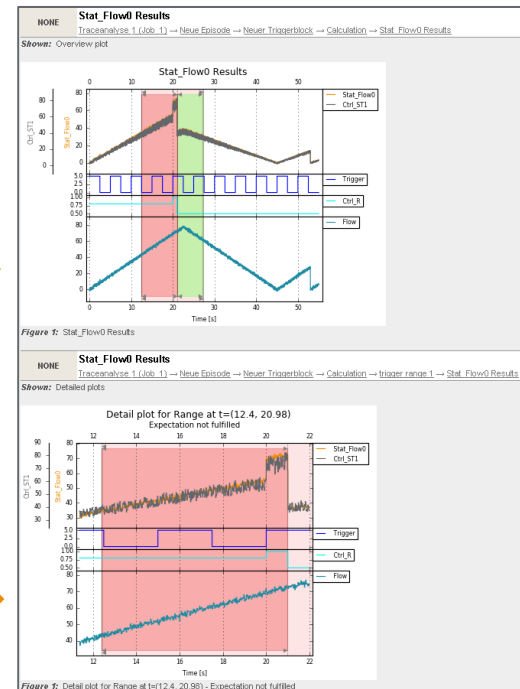
Overview plot  
Condition Always

---

Plot per trigger range  
Condition Never

---

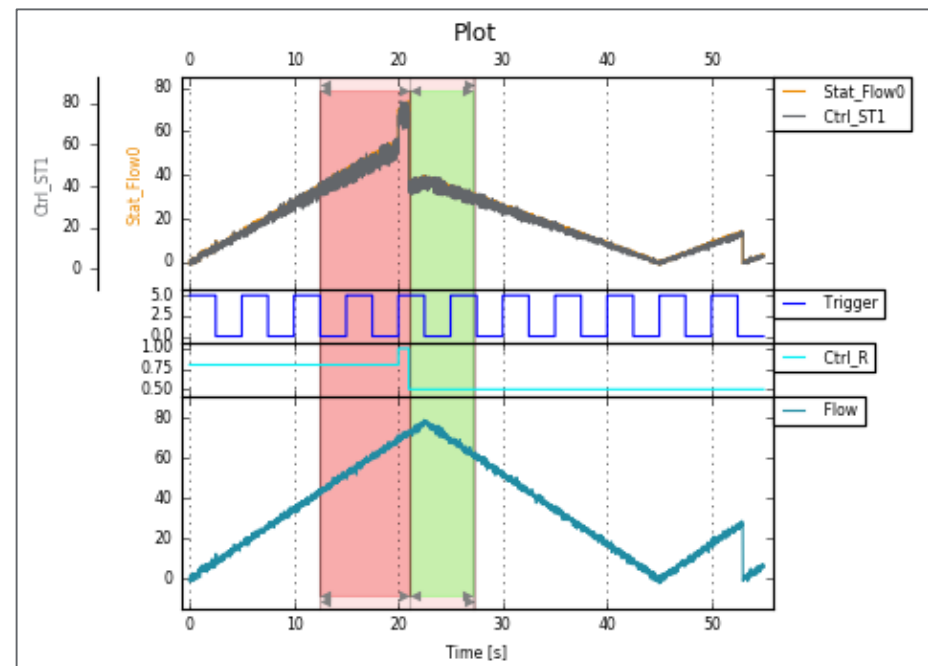
Plot per found spot/range  
Condition FAILED or worse



## 5 News about TRACE-CHECK 6.5.1

# Enhanced Signal Plotting

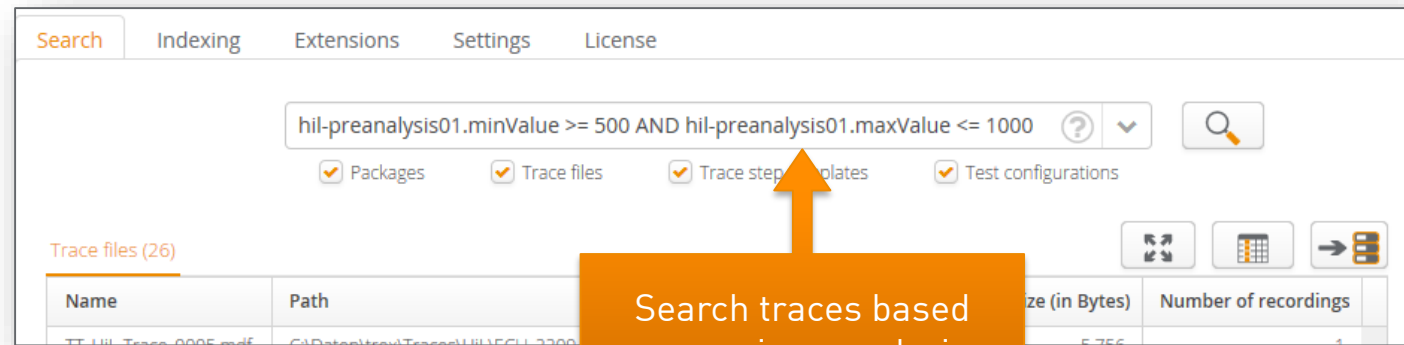
- Multi-Axis plotting
  - Better visualize what's signal curves and analysis results
  - Group signals into separate subplots.
  - Stack many digital signals on top of each other



## 6 News about TRACE-CHECK 6.5.1

# Mass trace analysis

- Mass trace analysis
  - Feed trace analysis results back to TRACE-EXPLORER



Search traces based on previous analysis results



**tracetr<sup>o</sup>n<sup>i</sup>c**

**GUIDING YOUR VISION**